

### FCC COMPLIANCE

NOTE: This equipment has been tested and found to comply with the limits for a Class B digital device, pursuant to Part 15 of the FCC Rules. These limits are designed to provide reasonable protection against harmful interference in a residential installation. This equipment generates, uses and can radiate radio frequency energy and, if not installed and used in accordance with the instructions, may cause harmful interference to radio communications. However, there is no guarantee that interference will not occur in a particular installation. If this equipment does cause harmful interference to radio or television reception, which can be determined by turning the equipment off and on, the user is encouraged to try to correct the interference by one or more of the following measures:

- Reorient or relocate the receiving antenna.
- Increase the separation between the equipment and receiver.
- Connect the equipment into an outlet on a circuit different from that to which the receiver is connected.
- Consult the dealer or an experienced radio/TV technician for help.

This device complies with Part 15 of the FCC Rules. Operation is subject to the following two conditions: (1) This device may not cause harmful interference, and (2) this device must accept any interference received, including interference that may cause undesired operation.

Caution: Modifications not authorized by the manufacturer may void users authority to operate this device.

### SAFE BATTERY USAGE

- Use alkaline batteries for best performance and longer life.
- Use only the type battery recommended for the unit.
- Batteries should be replaced only by an adult.
- Insert batteries with the correct polarity (+ and -).
- Do not mix old and new batteries.
- Do not mix alkaline, standard (carbon-zinc), or rechargeable (nickel-cadmium) batteries.
- Do not short-circuit batteries.
- When not used for an extended time, remove batteries to prevent possible leakage and damage to the unit.
- Do not mix rechargeable and non-rechargeable batteries.
- Rechargeable batteries are to be removed from the toy before charging.
- Rechargeable batteries are to be recharged only under adult supervision.
- Do not recharge non-rechargeable batteries.
- Exhausted batteries are to be removed from the toy.
- Do not dispose of batteries in fire as they may leak or explode.

### SAFETY INSTRUCTIONS

- ⚠ WARNING:** Constant, competent adult supervision is REQUIRED when children are playing around water.
- NEVER use any of BABY born's accessories with a real baby!
  - Please follow all instructions in this manual when playing with BABY born® in water.
  - Be sure to clean BABY born® after going in the water, otherwise she might develop mold or mildew.
  - If an allergic reaction occurs due to contact with the doll, seek medical attention immediately.
  - DO NOT allow children to play in water that is near an electrical source or apparatus in order to avoid electric shock and/or electrocution.
  - DO NOT leave BABY born® near an electrical source or apparatus when wet.
  - DO NOT place BABY born® in extremely hot or extremely cold water.
  - Not recommended for outdoor use.

If BABY born® will not be played with for extended period of time, remove the batteries to prevent possible corrosion and damage to the toy.

This Class B digital apparatus complies with Canadian ICES-003.



'Let's care for the environment!' The wheelee bin symbol indicates that the product must not be disposed of with other household waste. Please use designated collection points or recycling facilities when disposing of the item. Do not treat old batteries as household waste. Take them to a designated recycling facility.

Please keep this manual as it contains important information.



0811-0-E

© Zapf Creation AG  
Baby born® is an internationally registered trademark of Zapf Creation AG.  
Manufactured and distributed under license by MGA Entertainment, Inc.  
16300 Roscoe Blvd.  
Van Nuys, CA 91406 U.S.A.  
(800) 222-4685  
Printed in China

The preferred method of contact for Customer Service is through our e-mail contact form at [www.mgae.com](http://www.mgae.com)



# Mommy, Look I Can Swim!™



**⚠ WARNING:**  
CHOKING HAZARD-Small parts.  
Not for children under 3 years.

Ages 3+

Item. 912573

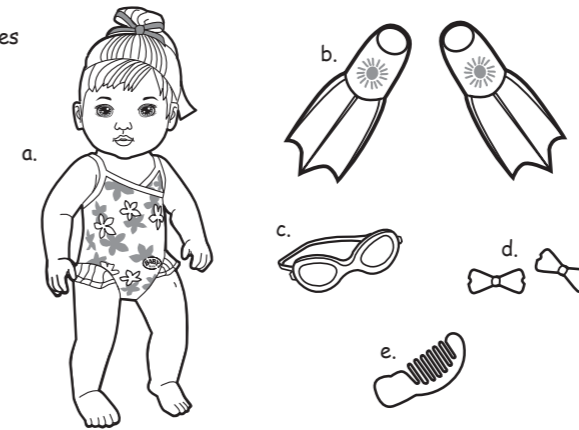
ADULT BATTERY INSTALLATION REQUIRED

### INTRODUCTION

BABY born® is a natural swimmer! Just place your BABY born® Mommy, Look I Can Swim!™ doll in the water and she'll begin kicking her legs just like she's really swimming!

### CONTENTS

- 1 BABY born® - Mommy, Look I Can Swim!™ Doll including Swim Suit
- 1 Pair of Flippers
- 1 Pair of Swim Goggles
- 2 Hair Clips
- 1 Comb



Illustrations are for reference only. Styles may vary from actual contents.

### IMPORTANT NOTE ABOUT INSTALLING OR REPLACING BATTERIES

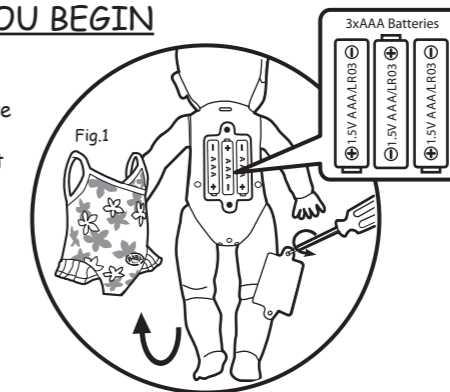
If moisture enters the battery compartment it may do irreparable damage to the doll. Be sure to:

- Dry BABY born® thoroughly before opening the battery compartment.
- Dry the inside of the battery compartment with a towel if needed.
- Install the new batteries as instructed.
- The toy is to be operated in water only when fully assembled in accordance with the instructions.
- Do not use any form of heat such as a blow dryer, curling iron, crimper, etc., on the doll's hair.

### BEFORE YOU BEGIN

An adult must install batteries. Here's how:

1. Remove BABY born's outfit.
2. Using a Phillips screwdriver (not included), remove the screws and battery compartment cover.
3. Install three (3) 1.5V AAA alkaline batteries (not included) making sure that the (+) and (-) ends face the proper direction as indicated inside the compartment. (Fig. 1)
4. Replace the compartment cover and tighten the screws securely to ensure a watertight seal.
5. Replace BABY born's outfit.  
She is now ready to go swimming!



## SWIMMING WITH BABY born®

**⚠ WARNING:** Constant, competent adult supervision is REQUIRED when children are playing around water.

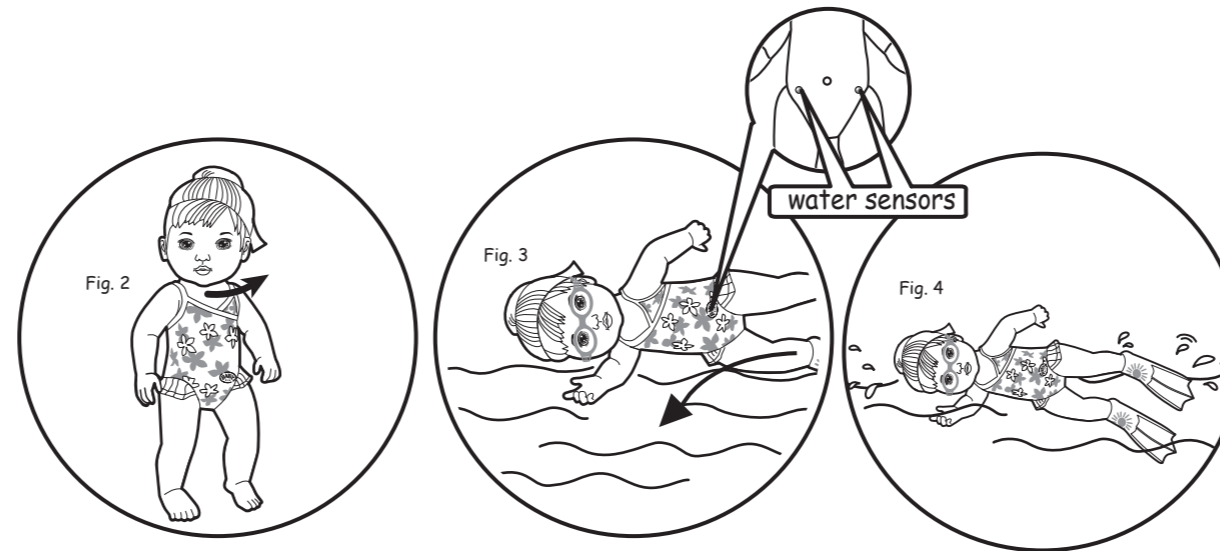
Your BABY born® - Mommy, Look I can Swim! Doll is waterproof. You can take her in the water with you! If you do, here are some tips to keep BABY born® happy and healthy.

- First use the rubber band to style her hair into a tight ponytail as in Fig. 2. This will make it easier to turn her head without the hair interfering in her neck area.
- Keep the hair in the ponytail while the doll is in the water. It will keep her hair from getting saturated with water, causing longer drying time.
- When doll is removed from the water, wrap a towel or paper towel around the ponytail and squeeze to remove the excess water. DO NOT rub. Comb through the hair and let it air dry for best performance.

### SWIMMING:

1. Remove BABY born's hair ribbon and put on her Swim Goggles.
2. Move BABY born's head to the side. (Fig. 2)
3. Position her arms in a swimming pose with one arm forward and one arm back and gently place her into the water tummy-first.  
As soon as the water touches the sensors on her tummy, her arms will move and her legs will begin to kick. (Fig. 3)
4. Let go of BABY born® and she will swim by herself! (Fig.4)

NOTE: For best results, hold BABY born's lower body underwater until all of the air bubbles disappear from the hole in her back. This will help keep BABY born® balanced while swimming.



## DRYING OFF BABY born®

**IMPORTANT:** After play, drain excess water from the hole on BABY born's back, dry the doll thoroughly and bring indoors. Prolonged exposure to sunlight will cause damage to BABY born®.

If BABY born's skin looks dirty, wipe her with a clean, damp cloth. Do not use abrasive cleaning solutions or other harsh chemicals. Leave her in a well-ventilated space to dry.

## IMPORTANT NOTES

- Do not keep BABY born® in bath water, salt water or chlorinated pool water for long periods of time as discoloration or bleaching to her skin and/or accessories may occur.
- Do not apply any make-up or skin care products (like sunscreen) to BABY born®.
- When bathing, use only cold or lukewarm water and mild soap products such as those used for children.

NOTE: DO NOT store BABY born® while she is wet to avoid mildew which may occur in some more humid climates. Remove all moisture before storing.

**⚠ WARNING:** BABY born® DOLL IS NOT TO BE USED AS A FLOTATION DEVICE.

**⚠ WARNING:** Do not use BABY born® as a floatation device!